

Quick Installation Guide DIR-400


WIRELESS 108G ROUTER

Package Contents

If any of the items are missing, please contact your reseller.



DIR-400
WIRELESS 108G
ROUTER



CD-ROM
(Quick Router Setup
Wizard, Manual)



Ethernet (CAT5 UTP)
Cable



Power Adapter

Default IP: 192.168.0.1
Default Username: Admin
Default Password: Blank

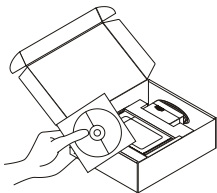


Note :

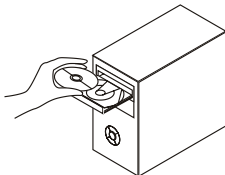
Using a power supply with a different voltage rating will damage and void the warranty of this product.

Quick Installation

- 1** Remove the Quick Router Setup Wizard CD.



- 2** A. Be sure your Internet connection is active. **DO NOT** plug the router in yet.
B. Insert the Quick Router Setup Wizard CD into your computer. (OS requirement: WINDOWS 2000 / XP)



- 3** Click "Install Router" (Follow the instruction on the screen and for more information please click "View Manual")

■ Install Router